



## Compressori carrellati monocilindrici

Compressori carrellati completi di maniglia e di ruote, per un facile spostamento.

Funzionamento automatico comandato da pressostato e valvola di ritegno.














Dotati di strumenti di controllo: manometri, valvola di sicurezza, riduttore di pressione con rubinetto portagomma e valvola scarico condensa.

## Wheel mounted single cylinder compressors

Wheel mounted compressors provided with handle and wheels easy to be transported.

Automatic operation controlled by a pressure switch and a non return valve.

The control device include: pressure gauges, safety valve, pressure reducing valve with hose holder cock and condense drain valve.

																				
Type	Lt.	Type	L/min.	m <sup>3</sup> /h	c.f.m.	kW	HP	Volt	Amp.	r.p.m.	n.	Stage n.	bar	p.s.i.	kg	L	B	H	LpA (R:1m-H:1m)	LwA
<b>CH 10/110</b>	10	CH110	115	6,9	4,1	0,55	0,75	230	4,7	1400	1	1	8	116	23	470	350	710	≤ 72	90
<b>CH 10/210</b>	10	CH210	220	13,2	7,6	1,1	1,5	230	8,2	2800	1	1	8	116	23	470	350	710	≤ 78	90